
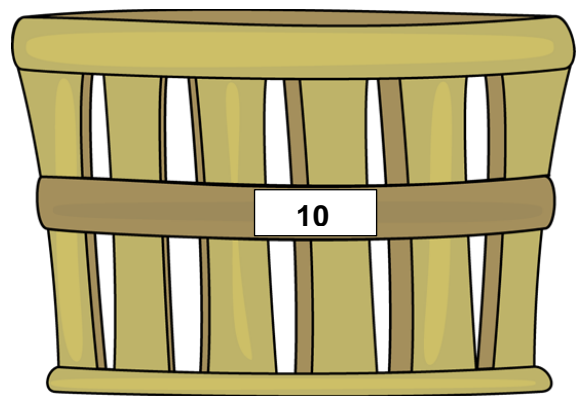
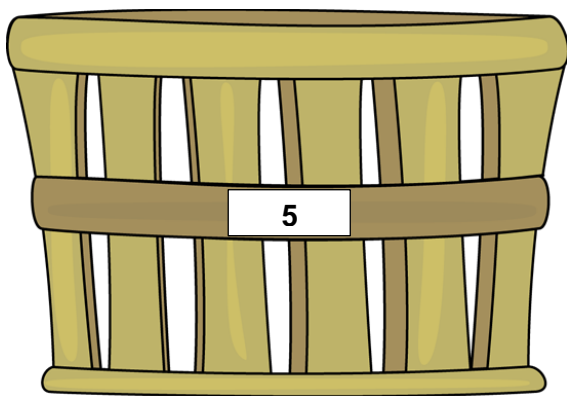







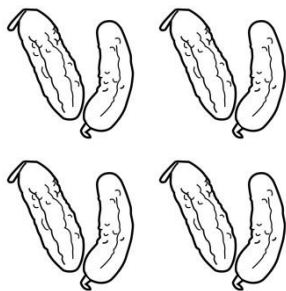
Igram se i učim

Jesen

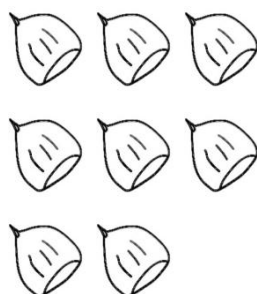






www.AlphabetWorkout.com





8

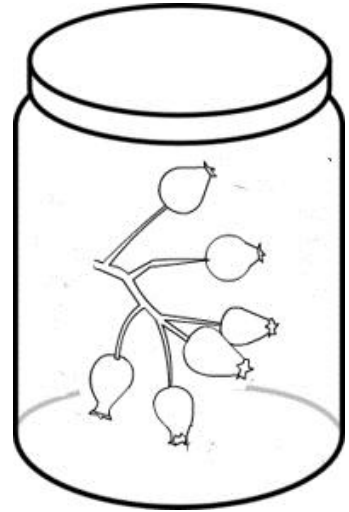




1

2


3



4

5

6



7

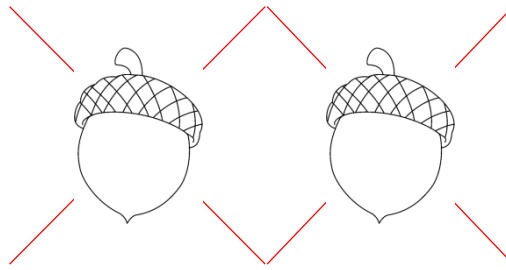
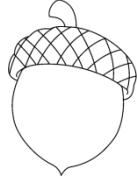

8

9



10

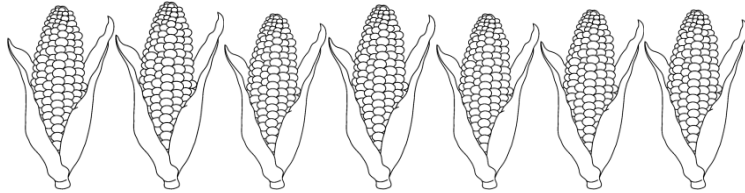




$4-2=$




$8-3=$



$7-4=$



$3-2=$



$6-3=$



$5-4=$







JABUKE RASTU

NA DRVETU.

BRALI SMO



JABUKE.



JEDEM JABUKU.

POJEO SAM



JABUKU.



DOŠLA JE  .

 POSTAJE  .

SPREMAJU SE  .

NA DALEKI  .



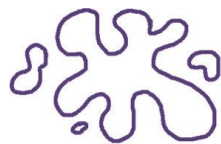
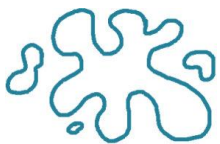


ODGOVORI NA PITANJA (zaokruži točan odgovor):


1. KOJE GODIŠNJE DOBA JE STIGLO?



2. KAKAV POSTAJE LIST U JESEN?

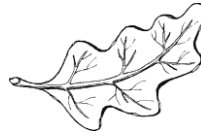


3. TKO SE U JESEN SPREMA NA PUT ?

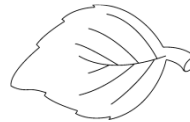


U JESEN LIŠĆE MIJENJA BOJU.

LIST JE SMEĐ.



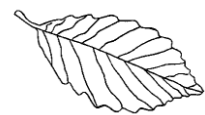
LIST JE ŽUT.



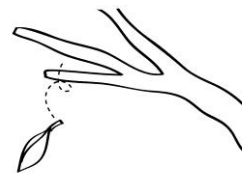
LIST JE CRVEN.

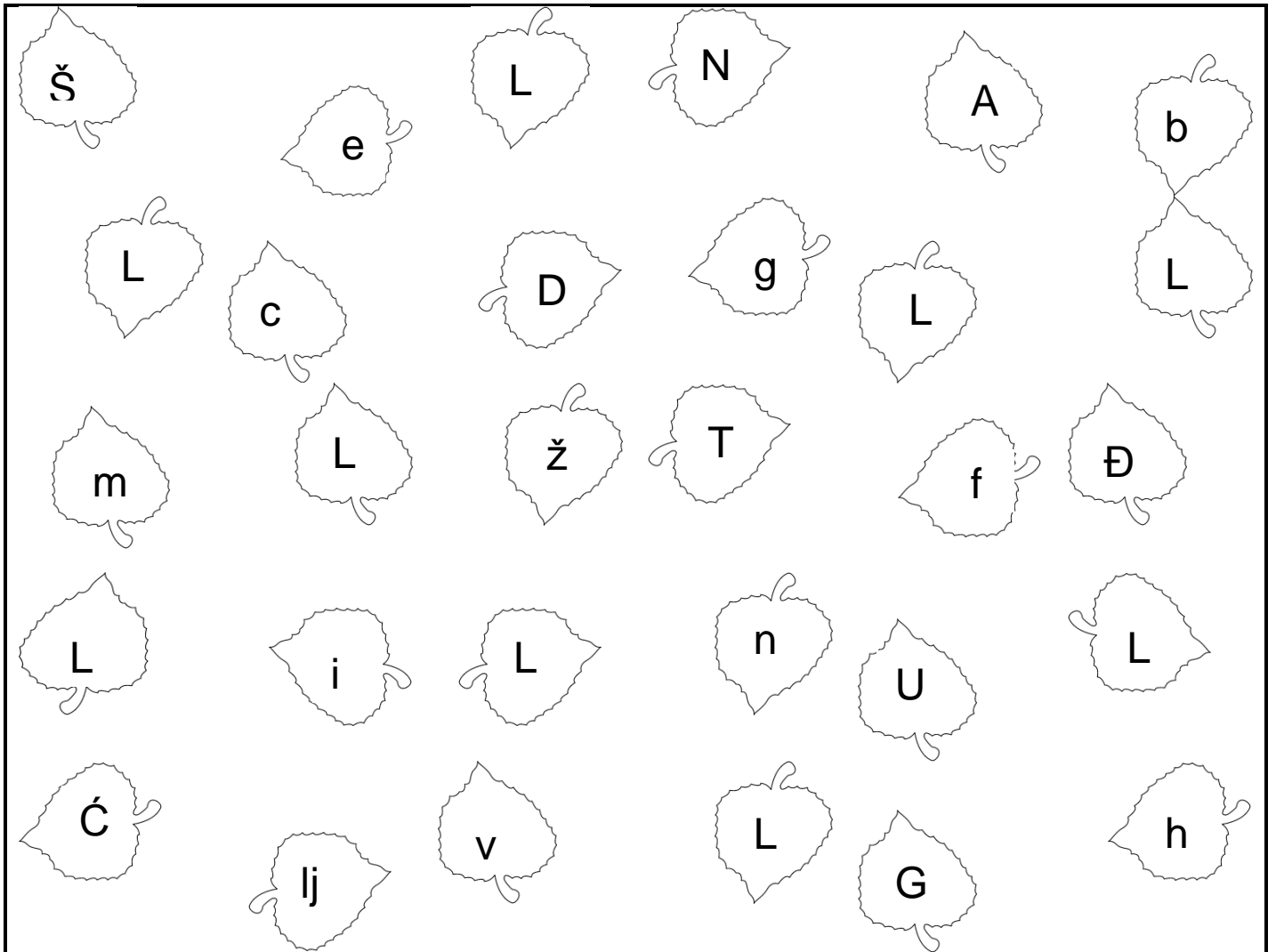



LIST JE NARANČAST.




U JESEN LIŠĆE PADA.






5




4



3





2




1








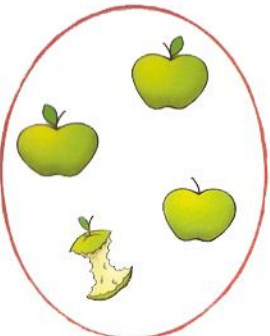





4
-
—



-
—





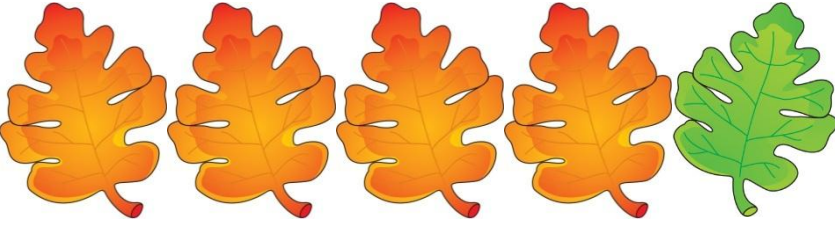

4
-
—









-
—








4			
+	1		
			5





TRAŽI



.

TRAŽILA JE ISPOD



.

TRAŽILA JE ISPOD



.

TRAŽILA JE ISPOD



.

NAŠLA GA JE ISPOD



.

ODGOVORI NA PITANJA:

1. ŠTO TRAŽI VJEVERICA?



2. GDJE JE VJEVERICA NAŠLA ŽIR?



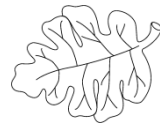


TRAŽI



.

TRAŽILA JE ISPOD



.

TRAŽILA JE ISPOD



.

TRAŽILA JE ISPOD



.

NAŠLA GA JE ISPOD



.

ODGOVORI NA PITANJA:

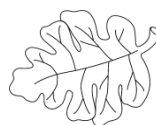
1. ŠTO TRAŽI VJEVERICA?



2. TKO TRAŽI ŽIR?




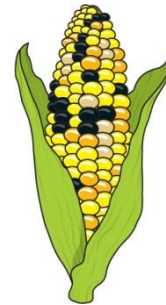

3. GDJE JE VJEVERICA NAŠLA ŽIR?





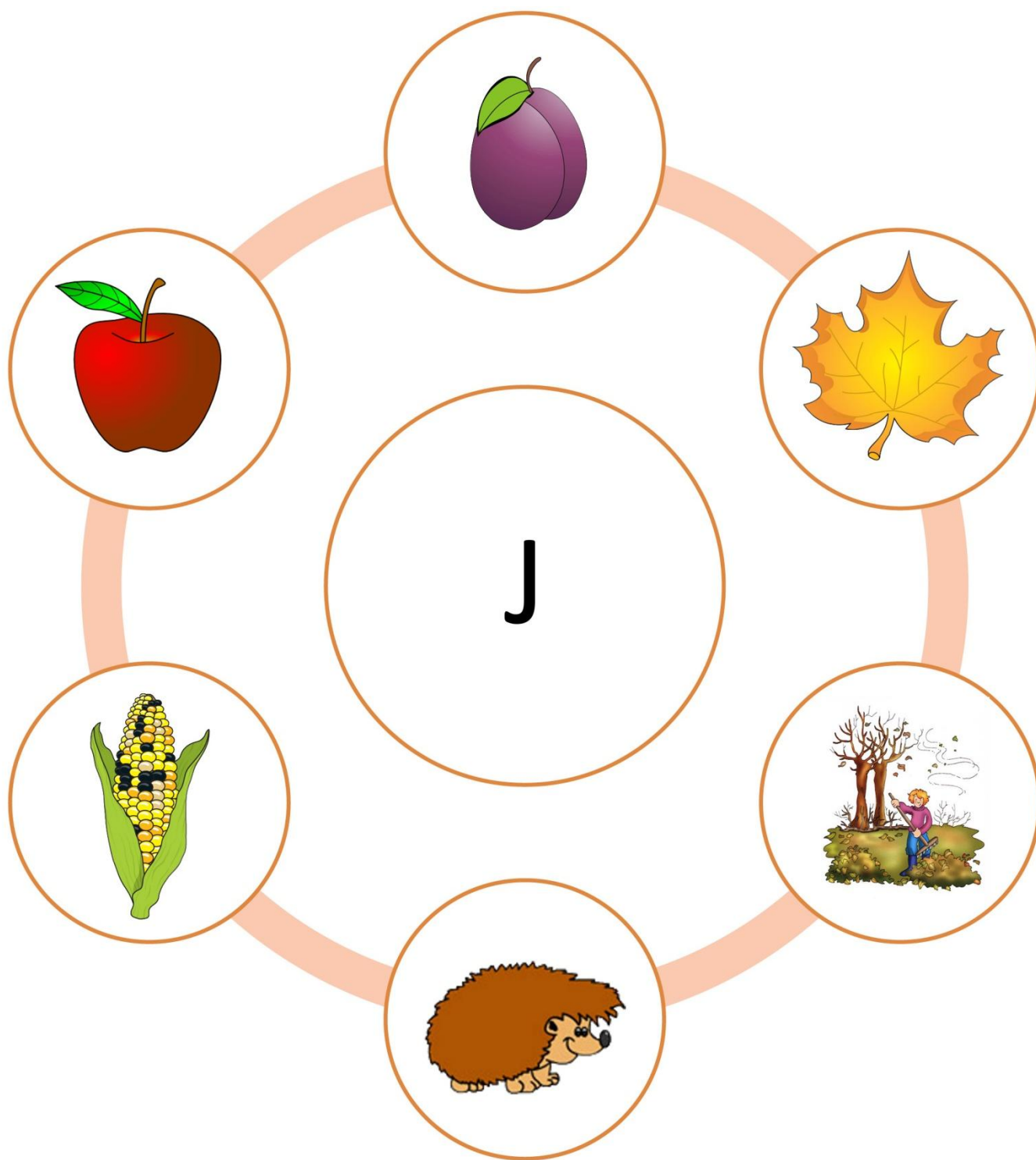
JE SEN

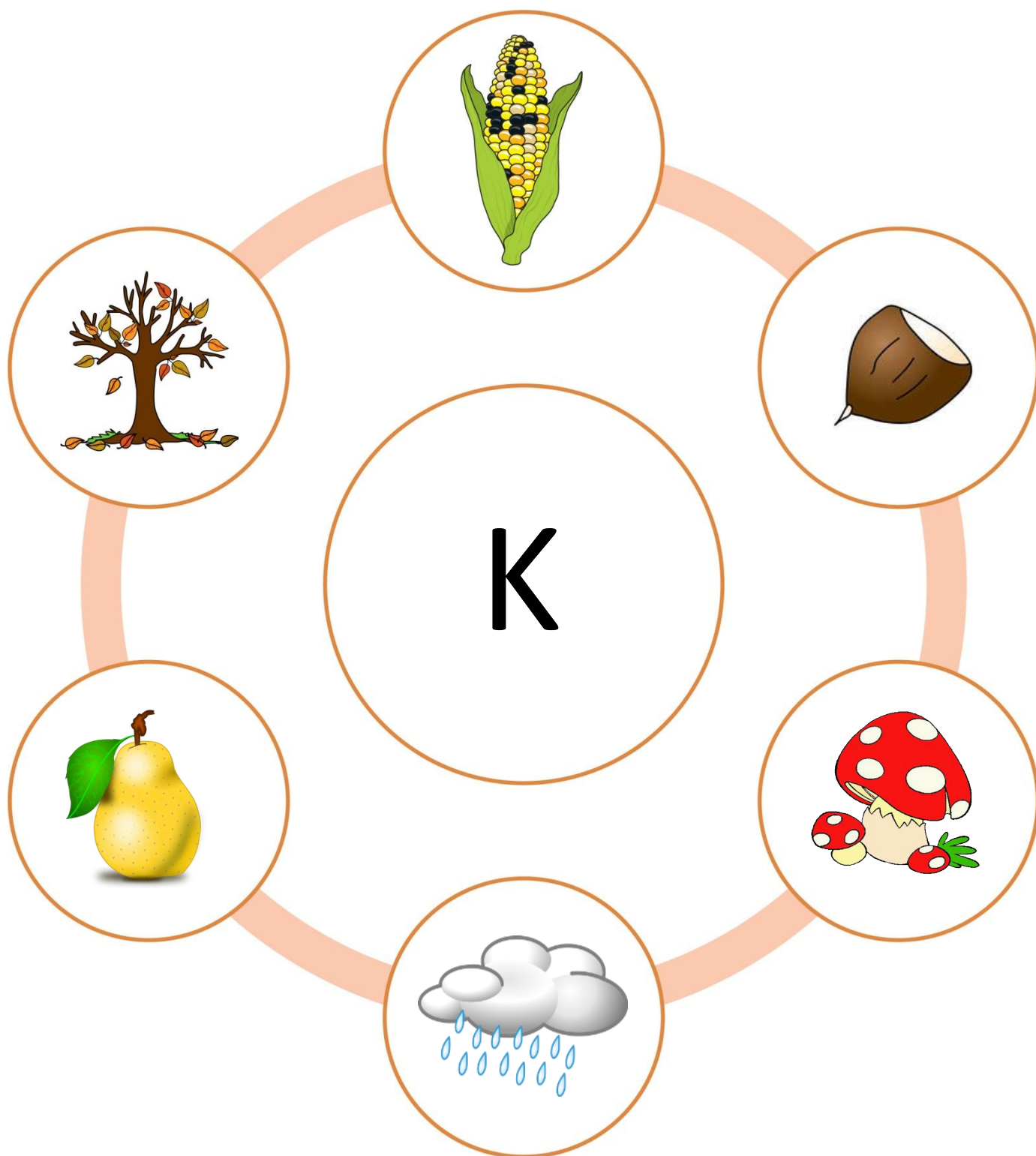
J E S E N










JE	SEN	KES	TEN	JA	BU
KA	ŠLJI	VA	KU	KU	RUZ
GRO	ŽĐE				




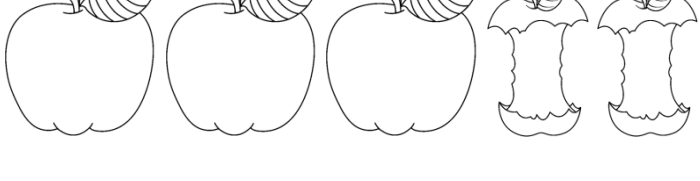








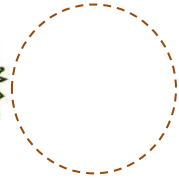


	<div style="border: 1px solid black; padding: 5px; width: 40px; margin: 0 auto;">8</div> <hr style="width: 80%; margin: 5px auto;"/> <div style="border: 1px solid black; width: 80%; height: 40px; margin: 0 auto;"></div>
	<div style="border: 1px solid black; width: 40px; height: 25px; margin: 0 auto;"></div> <hr style="width: 80%; margin: 5px auto;"/> <div style="border: 1px solid black; width: 80%; height: 40px; margin: 0 auto;"></div>
	<div style="border: 1px solid black; width: 40px; height: 25px; margin: 0 auto;"></div> <hr style="width: 80%; margin: 5px auto;"/> <div style="border: 1px solid black; width: 80%; height: 40px; margin: 0 auto;"></div>
	<div style="border: 1px solid black; width: 40px; height: 25px; margin: 0 auto;"></div> <hr style="width: 80%; margin: 5px auto;"/> <div style="border: 1px solid black; width: 80%; height: 40px; margin: 0 auto;"></div>
	<div style="border: 1px solid black; width: 40px; height: 25px; margin: 0 auto;"></div> <hr style="width: 80%; margin: 5px auto;"/> <div style="border: 1px solid black; width: 80%; height: 40px; margin: 0 auto;"></div>
	<div style="border: 1px solid black; width: 40px; height: 25px; margin: 0 auto;"></div> <hr style="width: 80%; margin: 5px auto;"/> <div style="border: 1px solid black; width: 80%; height: 40px; margin: 0 auto;"></div>
	<div style="border: 1px solid black; width: 40px; height: 25px; margin: 0 auto;"></div> <hr style="width: 80%; margin: 5px auto;"/> <div style="border: 1px solid black; width: 80%; height: 40px; margin: 0 auto;"></div>



	<input type="checkbox"/> - <input type="checkbox"/> <input type="checkbox"/>
	<input type="checkbox"/> - <input type="checkbox"/> <input type="checkbox"/>
	<input type="checkbox"/> - <input type="checkbox"/> <input type="checkbox"/>
	<input type="checkbox"/> - <input type="checkbox"/> <input type="checkbox"/>
	<input type="checkbox"/> - <input type="checkbox"/> <input type="checkbox"/>
	<input type="checkbox"/> - <input type="checkbox"/> <input type="checkbox"/>
	<input type="checkbox"/> - <input type="checkbox"/> <input type="checkbox"/>





1. CRVENA

2. DRVEĆE

3. KESTENI


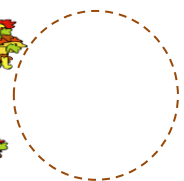


4. ŽUTA


5. JESEN

6. SMEĐA

7. LIŠĆE



8. DJECA






SA _____ () PADA _____ ()

I _____ ().

_____ () SE _____ ()

SA _____ ().

SVE JE _____ (), _____ ()

I _____ () BOJE.

OVO GODIŠNJE DOBA ZOVE SE
_____ ().



DJEVOJČICA I JABUČICA



JABUČICE CRVENA




NA VISOKOJ GRANI



HAJDE, HAJDE JABUKO



TI NA ZEMLJU PADNI.



JABUČICE CRVENA



DJEČICI SI MILENA

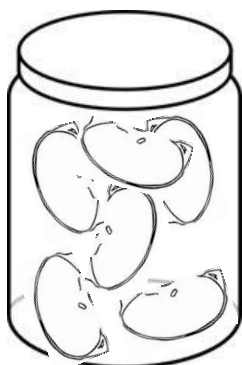





NA KLUPU ĆU SJESTI








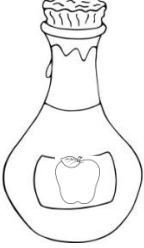
I JABUKU POJESTI.





PITA
KOMPOT
PEKMEZ
SOK



TO JE _____.		JABUKA KRUŠKA
TO JE _____.		KOMPOT PITA
TO JE _____.		PEKMEZ JOGURT
TO JE _____.		SOK MLIJEKO
TO JE _____.		PUDING KOMPOT
TO JE _____.		VINO OCAT






POLAKO



I



BEZ




MUKE



DOZRELE



SU



JABUKE



SAD



SNIVAJU



SNOVE




KRASNE:




PEKMEZE



I



PITE




SLASNE.

?


ŠTO

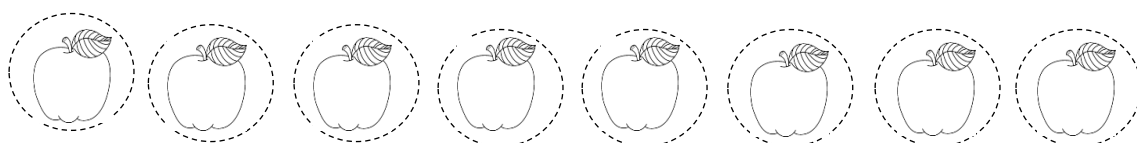




SANJAJU



JABUKE?










The image shows a matching exercise for autumn leaves. At the top, there are three groups of colored leaf shapes: a group with dark brown, red, and orange leaves; a group with red, yellow, and orange leaves; and a group with dark green and yellow-green leaves. Below these is a 4x3 grid. The left column contains four line drawings of leaves: a maple leaf, an oak leaf, another maple leaf, and a broad leaf. The grid cells contain colored illustrations of these leaves: the first row has a brown maple leaf in the first cell; the second row has a brown oak leaf in the first cell and a green oak leaf in the third cell; the third row has a yellow and orange maple leaf in the second cell; the fourth row has a yellow and orange broad leaf in the second cell and a green broad leaf in the third cell.









Izreži i zalijepi na prethodnu stranicu.









<p>TO JE _____.</p>		<p>GRIZ BRAŠNO</p>
<p>TO JE _____.</p>		<p>VODA SOK</p>
<p>TO JE _____.</p>		<p>KAKAO SOL</p>
<p>TO JE _____.</p>		<p>KVASAC BRAŠNO</p>
<p>TO JE _____.</p>		<p>MLIJEKO VODA</p>
<p>TO JE _____.</p>		<p>KAVA ŠEĆER</p>



SASTOJCI:



2 ŠALICE BRAŠNA



1 ŠALICA VODE



1 ŽLIČICA KVASCA




1 ŽLIČICA ŠEĆERA



1 ŽLIČICA SOLI

POSTUPAK:



POMIJEŠATI
SASTOJKE



PREMIJESITI

UMIJESITI
TIJESTO



OBLIKOVATI



OSTAVITI DA
SE DIŽE

PEĆI



POJESTI (DOBAR TEK!)

